



MCKENNA & COMPANY



HBF
TEXTILES



Spacestor®

spec

TURF



MCKENNA & COMPANY





MCKENNA & COMPANY

boss
design

BOSS DESIGN



ORTEN MODULAR | METRO COFFEE TABLE | SOL SIDE TABLE



boss
design



BODIE LOUNGE



boss
design



FRIDA WORK BOOTH

boss
design



KATO & MAYSALOUNGE | MORI TABLES



boss
design



ENTENTE LOUNGE, SOFAS & MEDIA UNITS

boss
design



PALOMA

PALOMA MEETING



PALOMA LOUNGE



PALOMA PLUSH



PALOMA STOOLS





boss
design



ISLA GUEST, DINING & MEETING CHAIRS



boss
design



AMICUS | MARNIE LOUNGE



boss
design



MARNIE LOUNGE & MAYSA SOFA



OLA SERIES



OLA PLUSH SERIES





boss
design



OLA TUB



Post Consumer
Recycled Plastics **43.1%**

Recyclable
Content **99.4%**

Total
Recycled Content **70.6%**

Total Carbon Footprint

58.02
kg CO₂e

SIA/1/B

Materials **54.35** kg CO₂e

Packaging **1.00** kg CO₂e

Energy **0.58** kg CO₂e

Transportation **2.09** kg CO₂e

SIA TASK CHAIRS



boss
design



FLAMINGO TABLES | MANGO PERSONAL WORKSTATION

Standard Boss Colors (to be updated April 2024)



Standard Veneer



American Black Walnut

Oak

Standard Laminate



Designer White

Black

Natural Recon

Kensington Maple

Buka Bark

Boardwalk Oak


Skyline Walnut

Xanadu

Beigewood

Walnut Heights

Painted Oak



Stained Oak



Black

White

Blue

Red

Orange

Yellow

Green





BOSS DESIGN: GRADED IN TEXTILE PARTNERS

ANZEN.

ArcCom

Architex

BRAYTON
PAUL BRAYTON DESIGNS

camira

DESIGNTEX

green hides

kvadrat

LUNA

maharam

PALLAS

Stinson

MOMENTUM
TEXTILES & WALLCOVERING

TIGER
LEATHER

Uf
Ultrafabrics

OR USE A COM....

LIKE HBF TEXTILES!!!

HBF
TEXTILES

DUAL TEXTILE APPLICATIONS











MCKENNA & COMPANY



HBF + HBF TEXTILES





FIRMA



HBF










FIRMA TABLES | KARINA GUEST

Firma Collection

Whether it's vibrant lobbies, esteemed university libraries, or "third space" public areas, Firma stands as a versatile and multifunctional centerpiece—providing enhanced flexibility, durability, and adaptability for a multitude of applications.

Expanded Handsome Finishes | Expansive Sizing | New Generation of Lighting and Power Components

Occasional	Multipurpose		Communal			
Side Table	Coffee Table	Console Table	Conference Table	ADA Height Table	Counter Height Table	Bar Height Table
						
Height 21"	Height 16"	Height 26" and 36"	Height 30"	Height 34"	Height 36"	Height 42"
Depth 24"	Depth 30" and 42"	Depth 18"	Depth 30", 36", and 42"	Depth 30", 36", and 42"	Depth 30", 36", and 42"	Depth 30", 36", and 42"
Width 24"	Width 42" and 56"	Width 60" and 72"	Width 60", 72", 84", 96" 108", 120", and 144"	Width 60", 72", 84", 96" 108", 120", and 144"	Width 60", 72", 84", 96" 108", 120", and 144"	Width 60", 72", 84", 96" 108", 120", and 144"



Tabletops + Bases

Wood Veneer

Oak - Stains



Clear



Nutmeg



Pinnacle



Sumatra



Skyline



Field Elm



Phantom
Ecu

Walnut - Stains



Natural



Nutmeg



Pinnacle



Sumatra



Skyline

Paint – On Oak Veneer



Designer
White



Loft



Titanium



Flint



Muslin



Shale



Ebony



Tabletops

Laminates



Designer
White



Fossil
Shale



Loft



Muslin



Flint



Titanium



Black



Velvet Black
(With Black
Edge Band)

Glass (Not available with Juniper Shared Task Lamp + Power System)



Ice White
Etched



Black
Etched



Cool
Grey
Etched



Warm
Grey
Etched



Caffe
Etched

Solid Surface



Designer
White



Frosty
White



Night
Stars



Calacatta
Olympos



Urban
Cloud



Enchante
d Rock

Engineered Quartz



Metal

Plinth



Brushed
Brass



Brushed
Nickel



Brushed
Black

Juniper Shared Task Lamp and Power System



Satin
Brass



Satin
Nickel



Black
Oxide



Integrated Power Rail Power Modules



White



Silver



Black



Silver

Bag Hooks





HBF

KARINA GUEST

HBF



DOVE EXECUTIVE SWIVEL SERIES





TRESTLE LOUNGE



HBF

PERFECT PITCH LOUNGE







HBF

SOCAL LOUNGE | ANDAZ & ESSENS STOOLS | MEKI CAFÉ TABLES

Quick Ship

HBFT Quick Ship offers a solution for fast paced orders that ship in 15 business days.

Limited Quantities

- Splitting large orders into smaller orders will not be accepted. Limits are as follows:
- 10 piece limit per model for lounge, poufs, and occasional tables
- 20 piece limit per model for guest, stool, and conference seating

Finishes

- The Quick Ship program is limited to the models and finishes listed
- COM will not be accepted, Quick Ship product may only be specified in HBF Textiles and HBFT Free Way leather
- No Channel Stitch, Decorative Stitch, or Quilting available for Quick Ship orders
- Veneer tops only for Quick Ship tables and veneer shells only, with and without upholstery, for Andaz seating

How to Order

- Orders must be sent to hbforders@hbf.com and be clearly marked "HBFT QUICK SHIP" both on the order and in the subject line of the email.

Terms and Conditions

- The 15-day lead time begins once a clean purchase order is acknowledged and payment terms are met.
- If an HBF Textile is specified and requires special finishing, such as backing, 10 days will be added to the 15 day lead time.
- Orders may not be changed or cancelled once acknowledged. Please contact HBF Client Experience with any questions.



Swivel Seating

Starting base price listed valid through December 31, 2024. Single application Grade A textile included.

20 Piece Limit Per Model

Cadre Syncro Tilt Mid Back *



Upholstered Arm Cap
HST222-011 Black
HST222-511 Polished
\$2,560



Urethane Arm Cap
HST222-111 Black
HST222-611 Polished
\$2,445

Cadre Syncro Tilt High Back *



Upholstered Arm Cap
HST222-021 Black
HST222-521 Polished
\$2,890



Urethane Arm Cap
HST222-121 Black
HST222-621 Polished
\$2,780

Cadre Knee Tilt Mid Back *



Upholstered Arm Cap
Warparound Arm
HST222-031 Black
HST222-531 Polished
\$2,600



Urethane Arm Cap
Warparound Arm
HST222-131 Black
HST222-631 Polished
\$2,460

Cadre Knee Tilt High Back *



Upholstered Arm Cap
Warparound Arm
HST222-041 Black
HST222-541 Polished
\$2,940



Urethane Arm Cap
Warparound Arm
HST222-141 Black
HST222-641 Polished
\$2,800

Dove Mid Back



Urethane Arm Cap
Polished Alum. Base
HSV210-021
HSV210-011 Leather
\$3,165



Urethane Arm Cap
Polished Alum. Base
HSV210-041
HSV210-031 Leather
\$3,500

Social



Metal Base
Casters
HSS719-011
HSS719-031 Armless
\$2,155

Tyler



Mid Back
Metal Base
HSC021-031
HSC021-011 Armless
\$1,640



High Back
Metal Base
HSC021-041
HSC021-021 Armless
\$1,750

Vela



Mid Back
Metal Base
HSB718-021
HSB718-041 Armless
\$1,515



High Back
Metal Base
HSB718-011
HSB718-031 Armless
\$1,580

Lounge, Sofa + Pouf Seating

Starting base price listed valid through December 31, 2024. Single application Grade A textile included.

10 Piece Limit Per Model

Max Lounge



Ash Base
HLC819-011 Pillow
HLC819-031 No Pillow
\$3,250



Metal Base
HLC819-021 Pillow
HLC819-041 No Pillow
\$2,920

Morgan Lounge



Ash Base
HLC919-011 Pillow
HLC919-031 No Pillow
\$3,250



Metal Base
HLC919-021 Pillow
HLC919-041 No Pillow
\$2,920

Social Lounge



Metal Frame
HLS719-011
\$3,150

Trestle Lounge



Oak Frame
HLR312-011
\$3,530

Max Two-Seater



Ash Base
HLC819-012 Pillow
HLC819-032 No Pillow
\$4,865



Metal Base
HLC819-022 Pillow
HLC819-042 No Pillow
\$4,540

Morgan Two-Seater



Ash Base
HLC919-012 Pillow
HLC919-032 No Pillow
\$4,865



Metal Base
HLC919-022 Pillow
HLC919-042 No Pillow
\$4,540

Max Three-Seater



Ash Base
HLC819-013 Pillow
HLC819-033 No Pillow
\$5,670



Metal Base
HLC819-023 Pillow
HLC819-043 No Pillow
\$5,360

Morgan Three-Seater



Ash Base
HLC919-013 Pillow
HLC919-033 No Pillow
\$5,670



Metal Base
HLC919-023 Pillow
HLC919-043 No Pillow
\$5,360

Bao Small Round*



HFE923-011
\$1,590

Bao Small Stacking*



HFE923-021
\$1,720 per unit

Triscape



HAK614-011
\$1,095

Guest + Stool Seating

Starting base price listed valid through December 31, 2024. Single application Grade A textile included.

20 Piece Limit Per Model

Andaz Guest * **



Ash Shell, Metal Base
HGQ115-211
HGQ115-221 Uph.
\$1,040

Social Guest



Metal Base
HGS719-011
\$2,135

Andaz Low Back * **



Ash Shell, Metal Base
Counter Height
HGQ115-241
HGQ115-251 Uph.
\$1,195

Andaz Mid Back * **



Ash Shell, Metal Base
Counter Height
HGQ115-271
HGQ115-281 Uph.
\$1,205

Andaz Low Back * **



Ash Shell, Metal Base
Bar Height
HGQ115-301
HGQ115-311 Uph.
\$1,255

Andaz Mid Back * **



Ash Shell, Metal Base
Bar Height
HGQ115-331
HGQ115-341 Uph.
\$1,275

Occasional + Lap Top Tables

Starting base price listed valid through December 31, 2024.

10 Piece Limit Per Model

Carousel **



Round Side Table
Oak Base
HTC10901R-2224
\$2,675



Round Coffee Table
Oak Base
HTC10901R-1642
\$3,770

Slice **



Round Side Table
Ash Base
HTS10501R-2218 18"D
HTS10501R-2224 24"D
\$2,420



Ash Base
HTS10501V-165424 Oval
HTS10501R-1642 Round
\$3,515

Nest Satellite **



Oak Base
HTK21101R-2515
\$1,280



Metal Base
HTK21102R-2515
\$1,640

LOGICmeet **



Metal Base
HTL60601R-2420
\$1,885





HBF TEXTILES












CORFINIO | SOCIAL | BAO | KARINA | NOVEMBER

HBF
TEXTILES



Blue Lace Agate Palette











The Blue Lace Agate palette is a captivating fusion of warmth and serenity. Dominated by luxurious brown tones reminiscent of rich wood colors, this collection is elevated with subtle hints of soothing blue and honey hues, evoking the calming essence of natural landscapes.

	Part Number	Pattern Name	Color Name
	1076-95	Tête-à-Tête	Nuit
	1070-20	Stardust	Bronzite
	1065-36	Tattoo Toile	Henna
	1052-37	Here & There	Bark Brown
	1017-25	Crafted Felt	Honey
	1082-55	Agate Stripe	Blue Lace Agate
	966-58	Eccentric	Dutch Blue
	1080-23	Moody Moss	Canyon Cliff
	945-58	Beetle	Jewel
	1081-55	Tessellations	Stained Glass
	717-35	Wild West	Annie



Shadow Agate Palette












Shadow Agate is a refined collection that embraces the contemporary allure of light gray and white tones, punctuated by subtle touches of cement, cloud, and rich gray. Highlighting a tranquil essence, these textiles effortlessly fuse modern sophistication with an understated and light ambiance.

	Part Number	Pattern Name	Color Name
	1042-85	Upstart	Townhouse
	1078-11	Ms. Quilty 2.0	Pure
	1076-93	Tête-à-Tête	La Terre
	1080-20	Moody Moss	Sandstone Wall
	1082-23	Agate Stripe	Shadow Agate
	1081-80	Tessellations	Snowflakes
	977-85	Velvet Mix	Cement
	1080-83	Moody Moss	Rock Ledges
	1052-16	Here & There	Sandbar
	995-55	Pepper Blend	Granular



Rose Agate Palette











Our Rose Agate group is where the soft blush of rose quartz, the delicate richness of rose agate, and the vibrant warmth of rosehip take center stage. Amidst the verdant tapestry of green pops, the subtle grounding force of brown and earth tones adds depth and harmony to this enchanting collection. The poetic elegance of these textiles creates a mood that resonates with natural beauty and tranquility.

	Part Number	Pattern Name	Color Name
	1079-10	Gather	Mountain Peak
	1059-18	Skim Coat	Gesso
	1071-40	Chubby Baby	Rose Quartz
	1054-67	Parker	Pine
	1076-42	Tête-à-Tête	Corail
	1080-11	Moody Moss	Winter Tree
	1082-40	Agate Stripe	Rose Agate
	1081-75	Tessellations	Brickwork
	1065-46	Tattoo Toile	Clay
	1018-46	Crafted Cloud	Rosehip
	716-75	Modern Patina	Corten Steel



Emerald Agate Palette













The regal allure of emerald agate, the vibrant essence of a rainforest, and the earthy tones of fauna converge in a regal celebration of nature-inspired hues. Infused with the freshness of mint and delicate warmth of honeycomb and butter colors, this collection breathes life into your spaces with a blend of richness and serenity.

	Part Number	Pattern Name	Color Name
	905-22	Comfort Zone	Pound Cake
	1082-67	Agate Stripe	Emerald Agate
	1075-62	Inherent	Mint
	977-67	Velvet Mix	Phthalo Green
	1004-22	Sir Stripe-a-Lot	Peppy
	1003-22	Sister Solid	Peppy
	1051-67	Soft Angles 2.0	Honed Jade
	1080-67	Moody Moss	Rainforest
	1065-69	Tattoo Toile	Fauna
	1081-62	Tessellations	Honeycomb
	716-67	Modern Patina	Verdigris Green



Turquoise Agate Palette

Embrace the warmth of autumn with the Turquoise Agate palette group, where the mesmerizing brilliance of turquoise agate meets the vibrant richness of pumpkin and radiant sunflower tones. Enriched with the anchoring touch of neutral undertones to balance against the rich jewel tones which encapsulates the spirit of cozy sophistication.

	Part Number	Pattern Name	Color Name
	973-45	Folded Lines	Melon & Blue
	1070-54	Stardust	Aura
	1012-30	Bunny	Velvet
	1079-36	Gather	Campsite
	709-84	Vivace II	Cernobbio
	905-51	Comfort Zone	Fountain Blue
	1082-62	Agate Stripe	Turquoise Agate
	982-45	Scribble XS	Orange
	1036-50	Upbeat	Skylight
	1080-56	Moody Moss	Riverbed
	952-46	Cork Cloth	Brick
	1072-30	Well-Loved	Armchair





MCKENNA & COMPANY



SCANDINAVIAN SPACES







DESIGN YOUR OWN BOB



Explore the full potential of the modular seating system with the BOB Planner. User-friendly and easy to navigate.

Once your layout is generated, export and share your creation with us at Scandinavian Spaces for pricing on your design.





MATERIALS + FINISHES chart 15


standard steel frame




chrome frame



color steel frame



wood table





AHUS LOUNGE | BOB SOFA | COURONNE TABLES



standard steel frame



19-63721
white
RAL 9010

19-63722
black
RAL 9005

color steel frame



19-63750
light yellow
RAL 9007

19-63751
cream
RAL 9001

19-63752
pale yellow
RAL 9016

19-63753
pale yellow
RAL 9018

19-63754
pale green
RAL 6027

19-63755
pale green
RAL 6028

19-63756
pale blue
RAL 5014

19-63757
pale purple
RAL 4029

19-63758
pale orange
RAL 3017

19-63759
pale brown
RAL 7019

19-63760
pale orange
RAL 8023

wood frame



19-W1501
oak
RAL 8010

19-W1505
oak
RAL 8010



19-63761
dark brown
RAL 8021

19-63762
dark red
RAL 3007

19-63763
dark gray
RAL 7018

19-63764
dark gray
RAL 7020

19-63765
dark gray
RAL 7027

19-63766
dark gray
RAL 7031

19-63767
dark gray
RAL 7033

19-63768
dark green
RAL 6029

19-63769
dark green
RAL 6031

19-63770
dark blue
RAL 5038



RUT MODULAR SEATING | PLYBORD COFFEE TABLE



LOLA



CENTRAL






MAX



Grown in the woodlands and mountain ranges of Northern Scandinavia, the Reindeer Moss is sustainably handpicked and transformed into functional wall art. Pixel (2" x 2.4" squares) is fire-resistant, hypoallergenic, and completely maintenance-free to allow the outdoors in. When pieced together, the density of the moss creates a naturally acoustical wall system that is beneficial to the wellness of its surrounding occupants. The unique moss purifies the air by constantly removing airborne particles through a cycle of absorption and release of humidity. Offered in 15 colors – from traditional greens to bright colorful hues – Pixel joins the Stock Program to offer quick, functional solutions to interior spaces.



PIXEL



GLASSBOARDS, WHITEBOARDS & TACKBOARDS







MCKENNA & COMPANY

Spacestor

SPACESTOR



Spacestor.

THE NEW LANDSCAPE
FOR WORK

Our Brand Story



amazon

PORSCHE



INTUIT

Genentech

Google



Deloitte.

Walgreens



L'ORÉAL



AstraZeneca



dyson

Why Spacestor?



Global

Worldwide reach,
local manufacturing



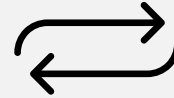
Sustainable

Committed to net zero
and healthy materials



Customizable

Unique creations made
easy



Flexible

Infinite adaptability
for fast-changing
environments



Insights-Driven

Experiential research
from global leaders

Zoning



Aeonica



Palisades II



Palisades Grid



Palisades Vista




Palisades Luxe



Palisades Wood

Zoning



Zoning



Pods & Booths


SINGLE USERS



Residence Connect



Residence Max



Portals



Residence Work



Portico

MULTIPLE USERS



Verandas



Aeonica



Railway Carriage




Residence Meet



Residence Huddle

Pods & Booths



Portico

Pods & Booths



RESIDENCE MAX

Pods & Booths



VERANDAS | RAILWAY CARRIAGE

Pods & Booths



RESIDENCE WORK | RAILWAY CARRIAGE

Storage




Systemwall



HotLocker

Storage



Storage



Storage



Seating



Bleachers



Creating a new landscape for work...



Portals, Railway Carriage, Palisades II & Rip



Portals, HotLocker, Palisades II, & Snugglestor



Palisades II, Portals, Residence Max, HotLocker, Railway Carriage



HotLocker, Mediastor, Bleachers, Railway Carriage, Palisades II



Creating a new landscape for work...

The background of the image is a vibrant, abstract composition of horizontal bands in various shades of blue, orange, red, and pink. The bands vary in width and color, creating a dynamic, layered effect. The colors transition from dark blue at the top to lighter blues and greys at the bottom.

Spacestor®

CALIFORNIA COOL
LONDON DESIGN



MCKENNA & COMPANY



SPEC FURNITURE

TAILOR SERIES



TAILOR | BUD OTTOMAN | DRUM & DOCKER TABLES

TAILOR SERIES



TAILOR | YORKVILLE & FACTORY TABLES

FIZZ



- + Stacking
- + Glide or Caster
- + Arms or Armless
- + 18", 22"w, 26"w
- + Sitting, Counter, Bar Height



spec

Upholstered - Shipping January 1, 2024

Thousands of textiles are available from our fabric manufacturer partners. Visit specfurniture.com to browse manufacturers, fabric types and grade information.



Plastic (18"w only) - Shipping March 31, 2024

Select from 10 plastic shell colors.



Available Designs

The below models are available for all three Snowball designs: Snowball 1, Snowball 2, and Snowball 3. Images shown are of Snowball 1 only.



4-point on glides with Arms. 18" wide. 4-point on glides without Arms. 18" wide. 4-point on casters with Arms. 18" wide. Sled-base with Arms. 18" wide. Sled-base without Arms. 18" wide. 4-point on glides with Arms. 22" wide. 4-point on glides without Arms. 22" wide. Sled-base without Arms. 22" wide.



4-point on glides with Arms. 26" wide. Sled-base without Arms. 26" wide. Stool with Arms. 18" wide. Stool without Arms. 18" wide. Stool with Arms. 22" wide. Stool without Arms. 22" wide. Hip Chair with Arms. 18" wide. Hip Chair with Arms. 22" wide.

10 Day Quickship

Spec ships your confirmed Quickship order within 10 business days—or it's free! For a list of Snowball products available on Quickship, please refer to Spec's website.



Recycled Plastic Seat Pan

All Snowball chairs are manufactured with seat pans that are made from 100% recycled plastic, of which 55% is post-consumer.



Wood Finishes

For Snowball 3's wood back, choose from nine standard wood stains, or stain-to-match for no extra charge.

Fusion Maple	Walnut Heights	Studio Teak	New Age Oak	Empire Mahogany
River Cherry	Wild Cherry	Cafelle	Asian Night	

Snowball 1
Classic, good looks and exceptional quality.

Snowball 2
Enhanced comfort, arms as well as seat.

Snowball 3
Wood back with a selection of standard and custom outside and inlay options.

Snowball Midsize
Available in all three Snowball designs. Dynamic load tested to 500 lbs.

Snowball Bariatric
Available in all three Snowball designs. Dynamic load tested to 500 lbs.

3 Designs

3 Widths




All three Snowball designs are available in 18" wide, 22" wide, 18" and 26" wide Bariatric.

All three widths for all three designs are dynamic load tested to 500 lbs.



SNOWBALL

MANHATTAN



YORKVILLE



FACTORY



Three Standard Heights to Choose From



FCT30



FCT36



FCT42

Industrial Locking Caster

Standard in grey.



Laminates

Select from our 15 standard laminates, or choose from any standard Wilsonart, Nevamar, Formica, Arborite or Pionite laminates at no upcharge.



Metal Finishes

Frames can be finished in 76 Spectone colors from our line of powder epoxy coatings, including five textured finishes.



Magnetic Vertical Wire Manager




Industrial Locking Caster, standard in grey



Optional Bag Hook



Optional Shelf





APRICUS BEHAVIORAL HEALTH LOUNGE SERIES



DIGNITY 2



CALVIN




COOPER

HARDI




Hardi Finishes (Excluding Stacker)

Create a welcoming environment with Hardi by choosing from six soothing colors that match our Spectone RAL offering.




Hardi Stacker Finishes

Choose from a colorful palette of seven finish options:

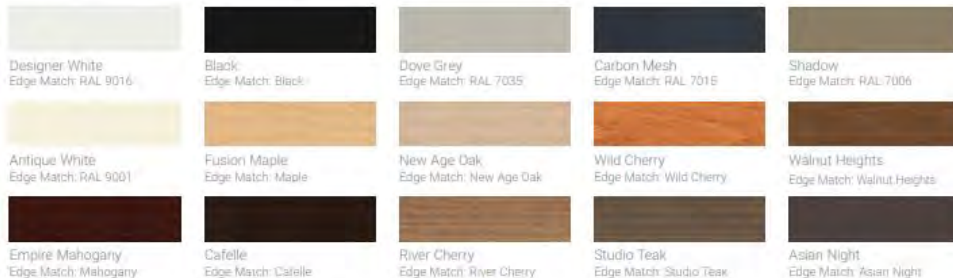


TRAFFIC




Laminates

Select from our 15 standard Wilsonart laminates, or choose any other standard Wilsonart, Nevamar, Formica, Arborite, or Pionite laminates for no extra charge.



Edges

Edges are available in the profiles below. From hardwood and Baltic birch plywood to Bio Edge options, our edges are made to last.



Veneer, 2MM Wood Grain, and Hardwood Edge Finishes

Veneer, 2mm wood grain, and hardwood edges are available in nine standard wood stains. Stain-to-match is available for no extra charge.



Frame, PVC Edge, and 2MM Bio Edge Finishes

Choose from 76 Spectone colors in our line of powder epoxy coatings, including five textured finishes. You can also select from 38 matching PVC flat edge and 2mm Bio Edge finishes.






MCKENNA & COMPANY

SYMPHONY.

SYMPHONY TABLES



SYMPHONY.





MCKENNA & COMPANY



SKYLINE DESIGN



MADE IN THE USA

SUSTAINABLY MADE IN CHICAGO.

At Skyline Design, we invest in US sourced materials and manufacture all products in our Chicago factory. Glass is cut, tempered, and polished in-house, which eliminates hundreds of miles of transit for every order.

Sustainability has been and remains a cornerstone of day-to-day business practice at Skyline Design. Manufacturing processes are thoroughly reviewed for continuous environmental efficiency and improvement.

This commitment to sustainability is reflected in Skyline Design's fundamental building material: glass. Made from natural materials, glass itself has an unlimited life cycle—it will not deteriorate under normal conditions and it is recyclable at the end of its life.

For those reasons, glass offers an environmentally superior platform for reengineering lived space.


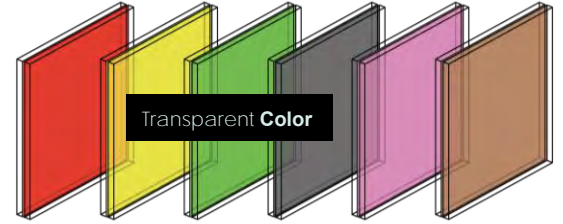
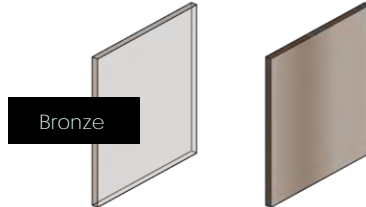
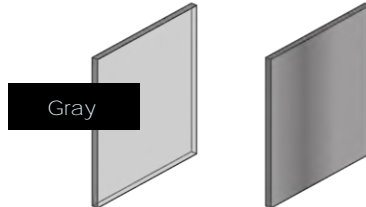

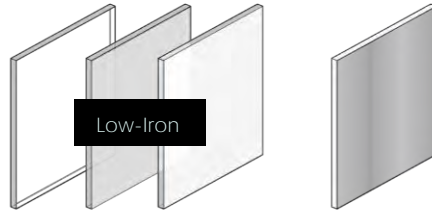




GLASS TYPES

GLASS TYPES & COLOR.

We provide a wide range of glass types to use on your project, spanning several privacy, color, and finish options.





GLASS TYPES

GLASS DECORATION & TECHNIQUE.

Vitracolor Back-Painting

Starting at
\$19
/sq. ft

Eco-etch Glass Etching

Starting at
\$21
/sq. ft

Digital Printing

Starting at
\$29
/sq. ft

Textured Glass Surface

Starting at
\$33
/sq. ft

Laminated Glass / White

Starting at
\$35
/sq. ft

Laminated Glass / Color

Starting at
\$40
/sq. ft

Eco-Etch.

Eco-etch glass is a glass-decorating process that involves creating a series of small cuts on the glass. These cuts appear white against the glass and can be fashioned into various patterns or images. Skyline Design's eco-etch glass utilizes recycled aluminum oxide, achieving the look, feel, and maintenance benefits of acid-etched glass without environmental concerns. This eco-friendly approach is chemical-free and promotes material reuse. The resulting eco-etch glass surface is remarkably durable, obviating the need for additional sealants.

Digitally Printed Glass.

Glass digital printing blends graphic design and advanced machinery using inkjet technology to transfer your design directly onto glass. Following the printing, the ink becomes permanently integrated into the glass during the tempering process, ensuring the ultimate resilience against scratches, fading, and chemical damage. Through advanced color matching technology, we blend hues from our color portfolio, providing a diverse range of color options with varying opacities. Choose from our library of images and patterns or supply your own.

Digitally Printed Glass.

Laminated glass is two or more layers of glass permanently adhered to one another with one or more polymer interlayers in a thermoset, high-heat process. Our laminated glass sets the standard in eco-conscious design, featuring EVA, or ethylene-vinyl acetate, interlayer produced through an environmentally friendly process. The EVA interlayer is highly transparent resulting in a visually appealing product that enhances the aesthetic of any setting. Its durability makes it suitable for both exterior uses, such as skylights and balconies, and indoor structures such as partitions, doors, and walls.



TECHNIQUE

Vitracolor Back-Painted Glass.


Skyline Design's Vitracolor Back-Painting technique, incorporating an efficient roll coating process, is a unique and environmentally conscious method used for creating writable glass boards and wall-cladding. This innovative approach, coupled with advanced color-matching capabilities, makes Vitracolor back-painted glass a versatile choice for various settings.

Textured Glass.

Skyline Design's Texture technique transforms glass into a canvas of intricate patterns and tactile surfaces. This method involves engraving designs on glass, enhancing both its aesthetic and functional qualities. The textured glass, featured in various real-world applications, offers a dynamic interplay of light and shadow, adding depth and character to any space. It's not just visually appealing but also practical, being durable and versatile for use in different architectural contexts.

Skyline Design GLASS APPLICATIONS.

- Glassboards
- Wall-cladding
- Partitions
- Feature Walls
- Artwork
- Lobbies
- Railings
- Exterior Facade & Fins



GLASS PARTITIONS: FULL HEIGHT & PARTIAL-HEIGHT.

Full-height glass partitions provide a simplistic and modern approach to dividing a space and can offer varying levels of both acoustic and visual privacy. Glass is cut to order to fit with any framed or frameless system.

Partial-height glass partitions offer an elegant solution and much needed protection and light to open office spaces, retail, and eating areas.

Panels can be monolithic glass (single panel) or laminated glass (2 or more panels fused together) depending on the visual and acoustic privacy required. Using laminated glass will increase your STC rating, reducing sound up to 39 dB.





APPLICATION

GLASS DOORS.

In addition to its functionality and capacity for beauty, glass is an economic choice for healthcare and corporate environments. Because it is highly durable and resistant to stains and scuffmarks, glass does not need to be replaced or repainted. The use of glass lowers the often hidden maintenance costs of alternatives over the long term.

Perhaps most importantly, glass is an effective agent in combating deadly and expensive superbugs and HAIs. Hospital stays of patients with an HAI cost six times more than stays for those without these infections.



WALL-CLADDING.

Glass wall-cladding offers a smooth, uniform, and high-end finish that is made to measure for floor to ceiling coverage. The glass can be adhered directly to the wall or hung on z-clips, both options hiding any defects in the wall.



FEATURE WALL.

That immediate sense of place you get when you step into a room? That's a feature wall. Feature walls announce who you are and what you're about. And Skyline Design can help you make your statement with a vast library of artworks and designs by award-winning artists or with your own files adapted to a large-scale presentation.

Using our industry-defining and proprietary processes, we can print high-resolution imagery and graphics directly on glass, which lasts longer than any other surface and will not degrade or peel.

Our feature walls are ideal for corporate, higher education, and health care environments, particularly because they are easy to clean, non-porous, and pathogen-resistant.

Your statement shouldn't just hang on a wall. It should be the wall.





APPLICATION

SDX2 SMART GLASS.

SPECIFICATIONS

Skyline Design's SDX2 Smart Glass is made to your client's specifications in any shape or size up to 70" x 144" which is larger than the current competition. Instantly switch the glass between transparent and opaque for on demand privacy when you need it. The perfect solution for interior glass walls in offices, hospitals, and retail spaces.

Glass Size: Sizes up to 70" x 144"

Glass Types: Annealed, Tempered, Clear, Starphire Low-Iron Ultra-Clear, Bronze and Gray

Use: Interior, Exterior


Fabrication: Custom Sizes, Shapes, Busbar, Position, Holes and Notches

Switch: Switches ON/OFF in 10ms, 18 million+ lifecycle

Technology:

- PDLC film interlayer
- Controller can stay on for 24 hours a day with no burnout
- Fade, ON/OFF, Dimming

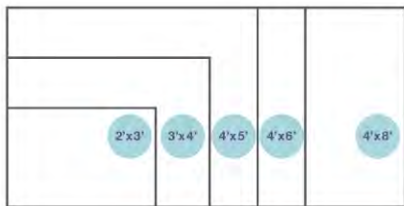
Warranty: 5-year warranty



DEFINE GLASS WHITEBOARDS.

QUICK SHIP AVAILABLE

- 4 Week lead time
- All components sourced & manufactured in the USA
- Magnetic 1/4" Vitro Starphire Ultra-Clear tempered safety glass same source = always consistent color/size/thickness
- Accessories available: Trays, Cups, Erasers, Markers, Magnets
- Quick Ship / Five sizes ship in 3 days / Up to 20% LE\$\$ than competitors who ship in 2 days
- Hidden hardware and easy to install / No blocking necessary



2' x 3'

3' x 4'

4' x 5'

4' x 6'

4' x 8'






APPLICATION

MOSSA MOBILE GLASSBOARDS.

- 4 Week lead time
- All components (Starphire glass + Steel + Casters) sourced & manufactured in the USA
- Starphire / Magnetic & non-magnetic options / Accessories
- Nesting design for saving space when not in use
- 40 years of expertise / strictest color tolerances in the industry
- 3 Frame colors: Silver, Black, White
- Available in gloss or matte finish glass and/or with acoustic felt
- Size: 40" W x 72" H x 22" D



Mossa 3 For Healthcare

Graphics - The full breadth of Skyline patterns are available to use on the module allowing for designers to get exactly what they are looking for





APPLICATION

Glassette


SIZES

Skyline Design offers Glassette in frameless panels that come in five standard sizes, which can be installed singly or in multiples.

Extra Small
24" x 24"
(61 cm x 61 cm)




Small
24" x 36"
(61 cm x 91.4 cm)




Medium
36" x 36"
(91.4 cm x 91.4 cm)



Large
36" x 48"
(91.4 cm x 121.9 cm)



Extra Large
40" x 72"
(101.6 cm x 182.9 cm)



Alexander Girard






APPLICATION

CAREBOARDS

Healthcare Communication Glassboards

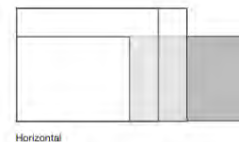
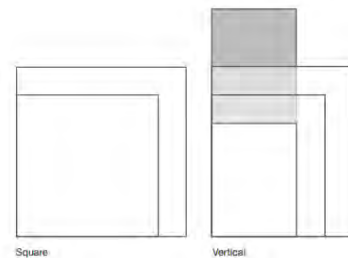
APPLICATIONS

- Emergency Room
- Nurses Stations
- Lab Areas
- ICU / NICU
- Conference Rooms
- Lobbies & Waiting Areas
- Corridors




BENEFITS

- Easy to clean and sterilize
- Organize
- Frame & accessories available
- Tempered safety glass




Select orientation



Choose opacity



Select photo placement Consider space needed for text/writing. Crop photo to your specification: full coverage, centered, left- or right-justified)






Skyline Design x JILL MALEK

Jill Malek is a pioneering studio that crafts transformative elements for the interior design and architecture community. Rooted in a passion for dimensional materials and the hand-drawn, Malek's studio elevates commercial products with designs that promote wellness through nature's expressive forms.

Founder Jill Malek, an artist and designer with a background in graphic design, is dedicated to impacting interior spaces positively. With a family committed to helping others, her creative journey aims to bring tranquility and transformation to the spaces people inhabit.





MCKENNA & COMPANY

TURF


TURF DESIGN

New, Unique + Innovative Acoustic Solutions



BARCODE Wall & Ceiling Scape

Scapes



Arbor




Barcode



Grille



Linear



Metro



Plaid



Slice



Swell



Switchblade



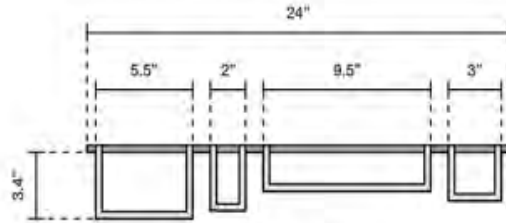
BARCODE Wall & Ceiling Scape

Overview of Barcode

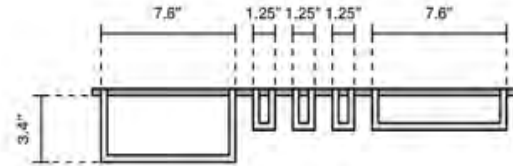
- Standard Panel names by design A-D
- Custom design creation



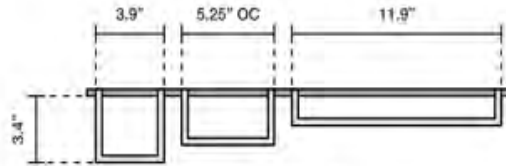
STANDARD PANEL TYPES



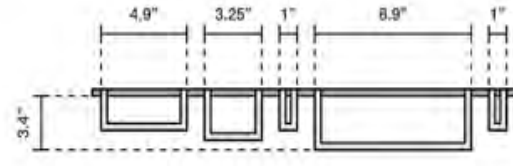
PANEL A



PANEL B



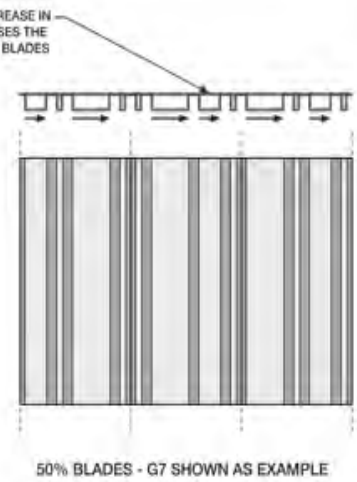
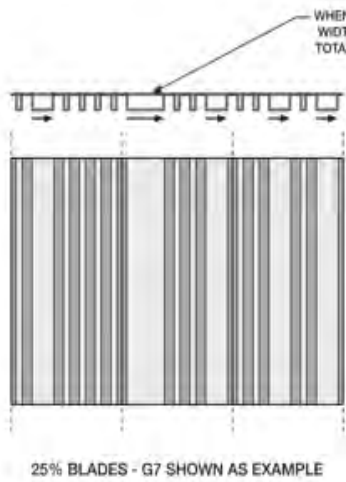
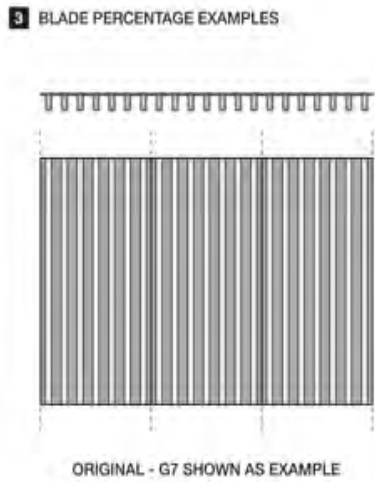
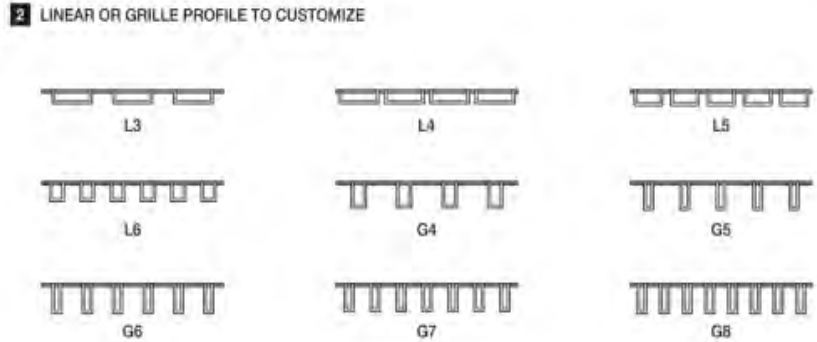
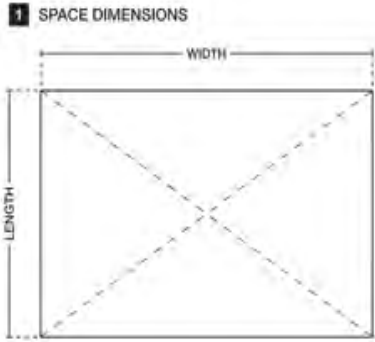
PANEL C



PANEL D

Overview of Barcode

- Custom aesthetics of Linear & Grille with fills



Texture & Color Pairings

These color combinations are a great starting point to pair Textures and Hues. We tested these color ways to ensure just the right amount of contrast.



D07 DARK WALNUT & 83 HOLLAND OATS



D05 MEDIUM OAK & 43 TONAL TAUPE



D04 WASHED ASH & 26 FADED DENIM



D03 CLEAR MAPLE & 18 ULTISOL

BARCODE
PANELS



D03 CLEAR MAPLE & 11 CELADON

LINEAR
PANELS



D06 PLANKED OAK & 63 SAFFLOWER

SLAT
PANELS



D02 SILVER TEAK & 15 MERLOT

GRILLE
PANELS



D08 BLACK PEAR & 41 DRIED LAVENDER



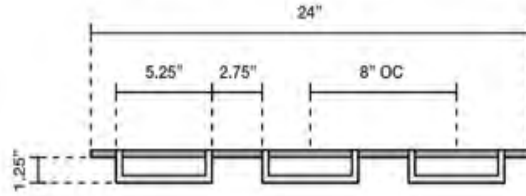
LINEAR Wall & Ceiling Scape

Overview of Linear

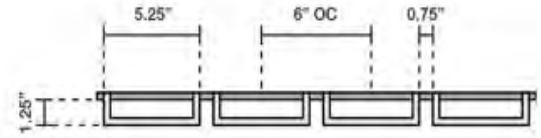
- Naming L4 = Linear 4 blades
- Deeper \leq Wide



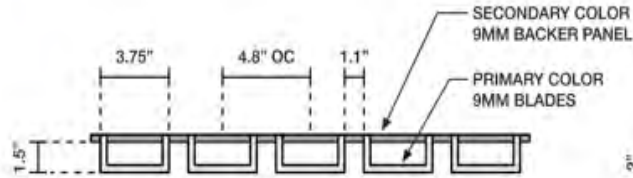
PANEL TYPES



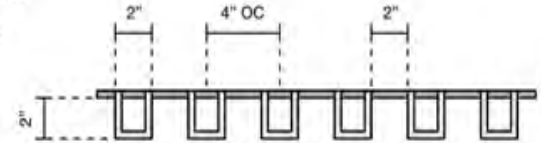
L3 PANEL



L4 PANEL



L5 PANEL



L6 PANEL



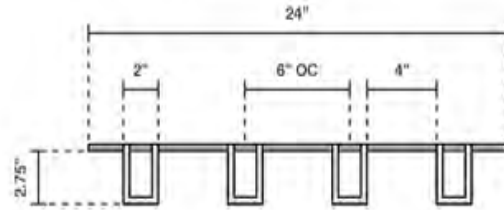
GRILLE Wall & Ceiling Scape

Overview of Grille

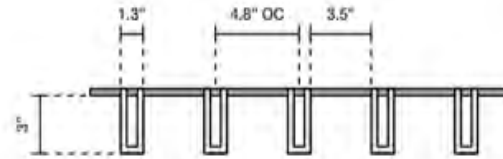
- Naming G4 = Grille 4 blades
- Deeper > Wide



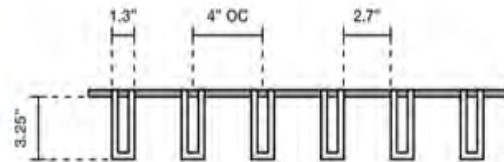
PANEL TYPES



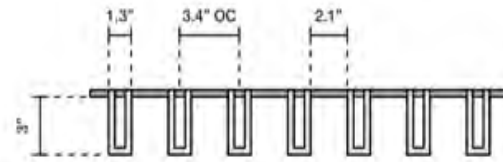
G4 PANEL



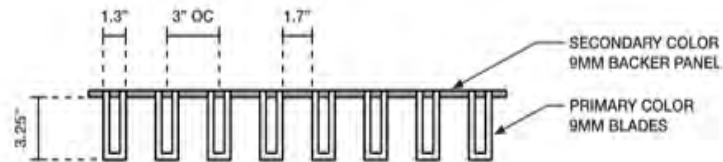
G5 PANEL



G6 PANEL



G7 PANEL




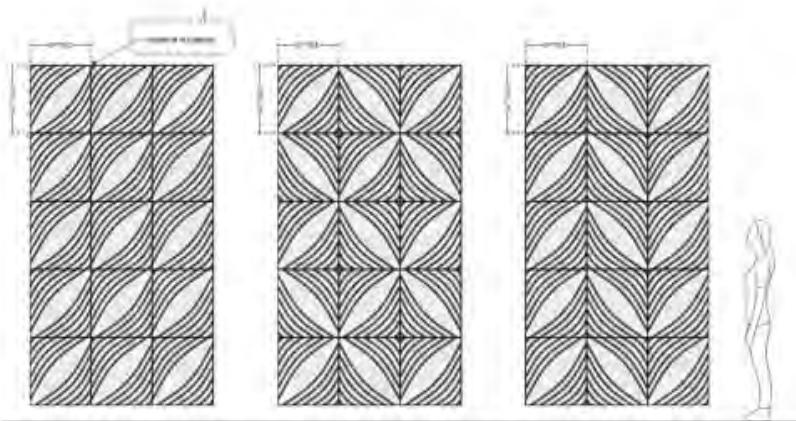
G8 PANEL



PETAL Wall Scape

Overview of Lines

- Petal
 - 12"x12" tile and 24"x24" tiles
 - One tile. The tile orientation creates the pattern.
 - 9mm and 18mm options
 - Layout options as shown in the cutsheet (on the right)





Plaid Ceiling Scape



Plaid Ceiling Scape



Plaid Ceiling Scape



Metro Ceiling Scape



Arbor Canopy Baffle System

Dimensional Baffles



Block



Beam



Boom Stick



Drop



Freeform



Slab



Warp



Wedge



Lighting

Beam LED



Slab LED



Block Ceiling Baffle



Freeform Baffles



Drop Baffles

FLOORS 1-23

EXPRESS

JOSEPH A. FRICK CONFERENCE
& LEARNING CENTER



MicoSlab Baffles



Blade Baffles



Carved




Contour



Ridge



Straight



Torrent


Layered Baffles



Datum



Doppelganger



Reveal



Timber



Contour Baffles




Torrent Baffles




Timber Baffles

Formed Tiles



Port




Urban




Crease



Voronoi



Mesh



Pyramid



Mesh Tiles



Mesh Tiles



Voronoi Tiles



Port Tiles

Dimensional Tiles



Hex



Intersect

Flat Tiles



Amoeba



Hive



Plank



Slash



Tangram

Layered Tiles



Delta



Fracture



Labyrinth



Maze



Petal



Scapes



Acne



Barcode Wall



Orbit Wall



Groove



Linear Wall



Peak



Reed



Slat



Torrent Tile



Tubular



Wave



Graphic Wall



Scanlines



SLAT Wall Scope



WAVE



GROOVE



PEAK



ACRE

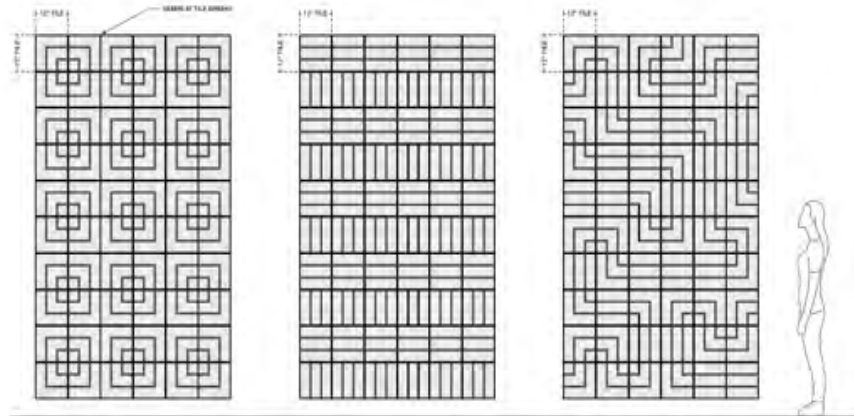
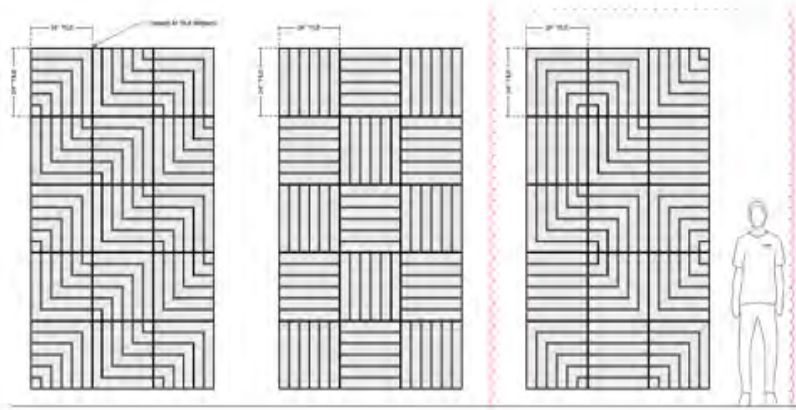
NEW TURF Wall Scape



LABYRINTH Wall Scope

Overview of Lines

- Labyrinth
 - 12"x12" tile and 24"x24" tiles
 - Two tiles. The tile orientation creates the pattern. Tiles "talk" to each other!
 - 9mm and 18mm options
 - Layout options as shown in the cutsheet (on the right)



NEW
32 Exclusive Hues



10 Topo Green



12 Grasshopper



11 Celadon



63 Safflower



64 Plantain



43 Orange Crush



18 Ultisol



17 Blush



23 Red



15 Merlot



50 Ivory



33 Luminary



83 Holland Oats



82 Barley



34 Tonal Taupe



35 Bark



28 Indigo



30 Cyan



24 Royal Blue



31 Azure



27 Jean Jacket



26 Faded Denim



40 Magenta



41 Dried Lavender



66 Pewter



05 White



01 Cream



04 Light Grey



98 Storm



09 Damascus



06 Charcoal



07 Black



D01 WHITE ASH



D02 SILVER TEAK



D03 CLEAR MAPLE



D04 WASHED ASH



D05 MEDIUM OAK



D06 PLANKED OAK



D07 DARK WALNUT



D08 BLACK PEAR





CUSTOM Organic Shapes



CUSTOM Grid Ceiling

CERTIFICATIONS

Acoustics: ASTM C 423

Fire Rating: UL tested ASTM E-84: Class A

VOC: UL tested ASTM D 5116 Compliant

Declare. LBC Compliant



60% Recycled
100% Recyclable

At Turf we develop products that are both architecturally beautiful and environmentally responsible. We're continually innovating to ensure that Turf products contribute to your sustainably certified projects.

Beautiful & Responsible



MCKENNA & COMPANY

THANK YOU!

Megan McKenna
megan@mckenna-co.com
215.740.3403

Kate Kenny
kate@mckenna-co.com
610.636.2571

Molly Mogg
molly@mckenna-co.com
215.582.8723
